



Introductory sub-table (I)(a)

Name of the Company: CRAZYPRICING ONLINE SERVICES LIMITED			
Scrip Code, Name of the scrip, class of security: EQUITY SHARES			
Quarter ended: 30th December 2014			
Partly paid-up shares:-	No. of partly paid-up shares	As a % of total no. of partly paid-up shares	As a % of total no. of shares of the company
Held by promoter/promoter group	0	0.00	0.00
Held by public	0	0.00	0.00
Total - D	0	0.00	0.00
Outstanding convertible securities:-	No. of outstanding securities	As a % of total no. of outstanding convertible securities	As a % of total no. of shares of the company, assuming full conversion of the convertible securities
Held by promoter/promoter group	0	0.00	
Held by public (Brand Equity Treaties Limited)*	0	0.00	
Held by public (D.B. Corp Limited)**	0	0.00	
Total - E	0	0.00	0.00
Warrants:-	No. of warrants	As a % of total no. of warrants	As a % of total no. of shares of the company, assuming full conversion of warrants
Held by promoter/promoter group	0	0.00	0.00
Held by public	0	0.00	0.00
Total - F	0	0.00	0.00
Total paid-up capital of the company, assuming full conversion of warrants and convertible securities	248000	N.A.	100




Introductory sub-table (I)(a)

Name of the Company: Crazypricing Online Services Limited			
Scrip Code, Name of the scrip, class of security: 4605, Crazypricing Online Services Limited, EQUITY			
Quarter ended: March 31, 2015			
Partly paid-up shares	No. of partly paid-up shares	As a % of total no. of partly paid-up shares	As a % of total no. of shares of the company
Held by promoter/promoter group	0	0.00	0.00
Held by public	0	0.00	0.00
Total	0	0.00	0.00
Outstanding convertible securities	No. of outstanding securities	As a % of total no. of outstanding convertible securities	As a % of total no. of shares of the company, assuming full conversion of the convertible securities
Held by promoter/promoter group	0	0.00	0.00
Held by public	0	0.00	0.00
Total	0	0.00	0.00
Warrants	No. of warrants	As a % of total no. of warrants	As a % of total no. of shares of the company, assuming full conversion of warrants
Held by promoter/promoter group	0	0.00	0.00
Held by public	0	0.00	0.00
Total	0	0.00	0.00
Total paid-up capital of the company, assuming full conversion of warrants and convertible securities	248000		100.00




Statement Showing Shareholding Pattern								
Category code	Category of Shareholder	Number of Shareholders	Table (I)(a)		Total shareholding as a percentage of total number of shares		Shares Pledged or otherwise encumbered	
			Total number of shares	Number of shares held in dematerialized form	As a percentage of (A+B) ¹	As a percentage of (A+B+C)	Number of shares	As a percentage
(I)	(II)	(III)	(IV)	(V)	(VI)	(VII)	(VIII)	(IX)= (VIII)/(IV)*100
(A)	Shareholding of Promoter and Promoter Group²							
1	Indian							
(a)	Individuals/ Hindu Undivided Family	1	22843	0	9.21	9.21	0	0.00
(b)	Central Government/ State	0	0	0	0.00	0.00	0	0.00
(c)	Bodies Corporate	1	34700	34700	13.99	13.99	0	0.00
(d)	Financial Institutions/ Banks	0	0	0	0.00	0.00	0	0.00
(e)	Any Others(Specify)	0	0	0	0.00	0.00	0	0.00
(e-1)	Directors & their Relatives	0	0	0	0.00	0.00	0	0.00
	Sub Total(A)(1)	2	57543	34700	23.20	23.20	0	0.00
2	Foreign							
a	Individuals (Non-Residents Individuals/	0	0	0	0.00	0.00	0	0.00
b	Bodies Corporate	0	0	0	0.00	0.00	0	0.00
c	Institutions	0	0	0	0.00	0.00	0	0.00
d	Any Others(Specify)	0	0	0	0.00	0.00	0	0.00
	Sub Total(A)(2)	0	0	0	0.00	0.00	0	0.00
	Total Shareholding of Promoter and Promoter Group (A)= (A)(1)+(A)(2)	2	57543	34700	23.20	23.20	0	0.00
(B)	Public shareholding							
1	Institutions							
(a)	Mutual Funds/ UTI	0	0	0	0.00	0.00	0	0.00
(b)	Financial Institutions / Banks	0	0	0	0.00	0.00	0	0.00
(c)	Central Government/ State	0	0	0	0.00	0.00	0	0.00
(d)	Venture Capital Funds	0	0	0	0.00	0.00	0	0.00
(e)	Insurance Companies	0	0	0	0.00	0.00	0	0.00
(f)	Foreign Institutional Investors	0	0	0	0.00	0.00	0	0.00
(g)	Foreign Venture Capital Investors	0	0	0	0.00	0.00	0	0.00
(h)	Any Other (specify)	0	0	0	0.00	0.00	0	0.00
	Sub-Total (B)(1)	0	0	0	0.00	0.00	0	0.00
B 2	Non-institutions							
(a)	Bodies Corporate	0	0	0	0.00	0.00	0	0.00
(b)	Individuals							
I	Individuals -i. Individual shareholders holding nominal share capital up to Rs 1 lakh	139	152557	0	61.51	61.51	0	0.00
II	ii. Individual shareholders holding nominal share capital in excess of Rs. 1 lakh.	3	37900	0	15.28	15.28	0	0.00
(c)	Any Other (specify)	0	0	0	0.00	0.00	0	0.00
	Sub-Total (B)(2)	142	190457	0	76.80	76.80	0	0.00
(B)	Total Public Shareholding (B)= (B)(1)+(B)(2)	142	190457	0	76.80	76.80	0	0.00
	TOTAL (A)+(B)	144	248000	34700	100.00	100.00	0	0.00
(C)	Shares held by Custodians and against which Depository Receipts have been issued							
1	Promoter and Promoter Group	0	0	0	0	0.00	0	0.00
2	Public	0	0	0	0	0.00	0	0.00
	Sub-Total (C)	0	0	0	0	0.00	0	0.00
	GRAND TOTAL (A)+(B)+(C)	144	248000	34700	100.00	100.00	0	0.00



(I)(b) Statement showing holding of securities (including shares, warrants, convertible securities) of persons belonging to the category "Promoter and Promoter Group"

Sr. No.	Name of the shareholder	Details of Shares held		Encumbered shares (*)			Details of warrants		Details of convertible		Total shares (including underlying shares assuming full conversion of warrants and convertible securities) as a % of diluted share capital
		Number of shares held	As a % of grand total (A) + (B) + (C)	No.	As a percentage	As a % of grand total (A)+(B)+(C) of sub-clause (I)(a)	Number of warrants held	As a % total number of warrants of the same class	Number of convertible securities held	As a % total number of convertible securities of the same class	
(I)	(II)	(III)	(IV)	(V)	(VI)=(V)/(III)*100	(VII)	(VIII)	(IX)	(X)	(XI)	(XII)
1	Profound Finance Private Limited	34,700	13.99	0	0.00	0.00	0	0.00	0	0.00	0
2	Kiran Mittal	22,843	9.21	0	0.00	0.00	0	0.00	0	0.00	0
	TOTAL	57,543	23.20	0	0.00	0.00	0	0.00	0	0.00	0

(*) The term "encumbrance" has the same meaning as assigned to it in regulation 28(3) of the SEBI Regulations, 2011



(I)(c)(i) Statement showing holding of securities (including shares, warrants, convertible securities) of persons belonging to the category "Public" and holding more than 1% of the total number of shares

	Name of the shareholder	Number of shares held	Shares as a percentage of total number of shares {i.e., Grand Total (A)+(B)+(C) indicated in Statement at para (I)(a) above}	Details of warrants		Details of convertible		Total shares (including underlying shares assuming full conversion of warrants and convertible securities) as a % of diluted share capital
				Number of warrants held	As a % total number of warrants of the same class	Number of convertible securities held	% w.r.t total number of convertible securities of the same class	
1	Shilpa Goel	14400	5.81	0	0.00	0	0.00	14400
2	Shafali Bansal	12000	4.84	0	0.00	0	0.00	12000
3	Anil Kumar	11500	4.64	0	0.00	0	0.00	11500
4	Kamaljeet Singh Cheema	10000	4.03	0	0.00	0	0.00	10000
5	Pankaj Kundra	10000	4.03	0	0.00	0	0.00	10000
6	Karan Mahindru	9500	3.83	0	0.00	0	0.00	9500
7	Varun Garg	9450	3.81	0	0.00	0	0.00	9450
8	Sanju Laroia	7000	2.82	0	0.00	0	0.00	7000
9	Uday Chand	6250	2.52	0	0.00	0	0.00	6250
10	Beenish Khan	6000	2.42	0	0.00	0	0.00	6000
11	Rajesh Kumar	5700	2.30	0	0.00	0	0.00	5700
12	N K Anand	5350	2.16	0	0.00	0	0.00	5350
13	Vikash Shekhar	5000	2.02	0	0.00	0	0.00	5000
14	Lata Shekhar	5000	2.02	0	0.00	0	0.00	5000
15	Ram Kumar Gupta	4600	1.85	0	0.00	0	0.00	4600
16	Rakesh Srivastava	4400	1.77	0	0.00	0	0.00	4400
17	Anupam Jha	4000	1.61	0	0.00	0	0.00	4000
18	Sajjid Haroon	3850	1.55	0	0.00	0	0.00	3850
19	Anita Gupta	3550	1.43	0	0.00	0	0.00	3550
20	Monica Laroia	3500	1.41	0	0.00	0	0.00	3500
21	Ranjila Gupta	3200	1.29	0	0.00	0	0.00	3200
22	Akash Deep Sharma	3000	1.21	0	0.00	0	0.00	3000
23	Kuldeep Sharma	3000	1.21	0	0.00	0	0.00	3000
24	Mona Sharma	3000	1.21	0	0.00	0	0.00	3000
25	Meera Sharma	3000	1.21	0	0.00	0	0.00	3000
TOTAL		156250.00	63.01	0.00	0.00	0.00	0.00	156250.00

(I)(c)(ii) Statement showing holding of securities (including shares, warrants, convertible securities) of persons (together with PAC) belonging to the category "Public" and holding more than 5% of the total number of shares of the company

Sr. No.	Name(s) of the shareholder(s) and the Persons Acting in Concert (PAC) with them	Number of shares	Shares as a percentage of total number of shares {i.e., Grand Total (A)+(B)+(C) indicated in Statement at para (I)(a) above}	Details of warrants		Details of convertible		Total shares (including underlying shares assuming full conversion of warrants and convertible securities) as a % of diluted share capital
				Number of warrants	As a % total number of warrants of the same class	Number of convertible securities held	% w.r.t total number of convertible securities of the same class	
1	Shilpa Goel	14400	5.81	0	0.00	0	0.00	14400
	TOTAL	14400	5.81	0	0.00	0	0.00	14400

Given

(I)(d) Statement showing details of locked-in shares

Sr. No.	Name of the shareholder	Number of locked-in shares	Locked-in shares as a percentage of total number of shares {i.e., Grand Total (A)+(B)+(C) indicated in Statement at para (I)(a) above}
	Nil	0	0.00
	Nil	0	0.00
	TOTAL	0	0.00

(II)(a) Statement showing details of Depository Receipts (DRs)

Sr. No.	Type of outstanding DR (ADRs, GDRs, SDRs, etc.)	Number of outstanding DRs	Number of shares underlying outstanding DRs	Shares underlying outstanding DRs as a percentage of total number of shares {i.e., Grand Total (A)+(B)+(C) indicated in Statement at para (I)(a) above}
	Nil	0	0	0.00
	TOTAL	0	0	0.00

(II)(b) Statement showing holding of Depository Receipts (DRs), where underlying shares held by "promoter/promoter group" are in excess of 1% of the total number of shares

Sr. No.	Name of the DR Holder	Type of outstanding DR (ADRs, GDRs, SDRs, etc.)	Number of shares underlying outstanding DRs	Shares underlying outstanding DRs as a percentage of total number of shares {i.e., Grand Total (A)+(B)+(C) indicated in Statement at para (I)(a) above}
	Nil	Nil	0	0
	TOTAL		0	0

[Signature]