

### Format of holding of specified securities

1. Name of Listed Entity:
2. Scrip Code/Name of Scrip/Class of Security
3. Share Holding Pattern Filed under: Reg. 31(1)(a)/Reg. 31(1)(b)/Reg.31(1)(c)

Crazypricing Online Services Limited

CRAZYPR/CRAZY/EQUITY

- a. If under 31(1)(b) then indicate the report for Quarter ending
- b. If under 31(1)(c) then indicate date of allotment/extinguishment

30-Jun-17

4. **Declaration:** The Listed entity is required to submit the following declaration to the extent of submission of information:-

	Particulars	Yes*	No*
1.	Whether the Listed Entity has issued any partly paid up shares?		No
2.	Whether the Listed Entity has issued any Convertible Securities or Warrants?		No
3.	Whether the Listed Entity has any shares against which depository receipts are issued?		No
4.	Whether the Listed Entity has any shares in locked-in?		No
5.	Whether any shares held by promoters are pledge or otherwise encumbered?		No

\* If the Listed Entity selects the option 'No' for the questions above, the columns for the partly paid up shares, Outstanding Convertible Securities/Warrants, depository receipts, locked-in shares, No of shares pledged or otherwise encumbered by promoters, as applicable, shall not be displayed at the time of dissemination on the Stock Exchange website. Also wherever there is 'No' declared by Listed Entity in above table the values will be considered as 'Zero' by default on submission of the format of holding of specified securities.

5. The tabular format for disclosure of holding of specified securities is as follows:-




Table I - Summary Statement holding of specified securities

Category	Category of shareholder	Nos. of shareh olders	No. of fully paid up equity shares held	No. of Partly paid-up equity shares held	No. of shares underlying Depository Receipts	Total nos. shares held	Shareholdi ng as a % of total no. of shares (calculated as per SCRR, 1957) As a % of (A+B+C2)	Number of Voting Rights held in each class of securities				No. of Shares Underlying Outstanding convertible securities (including Warrants)	Shareholdi ng , as a % assuming full conversion of convertible securities ( as a percentage of diluted share capital) As a % of	Number of Locked in shares		Number of Shares pledged or otherwise encumbered		Number of equity shares held in dematerialize d form
								No of Voting Rights			Total as a % of (A+B+C)			No. (a)	As a % of total Shares held (b)	No. (a)	As a % of total Shares held (b)	
								Class:Equity	Classe:g:y	Total								
(I)	(II)	(III)	(IV)	(V)	(VI)	(VII)=(IV)+( V)+ (VI)	(VIII)	(IX)				(X)	(XI)= (VII)+(X)	(XII)		(XIII)		(XIV)
(A)	Promoter & Promoter Group	1	22843	0	0	22843	9.21	22843	0	22843	9.21	0	9.21	0	0	0	0	0
(B)	Public	504	225157	0	0	225157	90.79	225157	0	225157	90.79	0	90.79	0	0	0	0	34700
(C)	Non Promoter- Non Public																	
(C1)	Shares underlying DRs	0	0	0	0	0	0	0	0	0	0	0	0	0	0	0	0	0
(C2)	Shares held by Employee Trusts	0	0	0	0	0	0	0	0	0	0	0	0	0	0	0	0	0
	Total	505	248000	0	0	248000	100	248000	0	248000	100	0	100	0	0	0	0	34700



Table II - Statement showing shareholding pattern of the Promoter and Promoter Group

	Category & Name of the Shareholders	PAN	No. of shareholder	No. of fully paid up equity shares held	Partly paid-up equity shares held	Nos. of shares underlying Depository Receipts	Total nos. shares held	Shareholding % calculated as per SCRR, 1957 As a % of (A+B+C2)	Number of Voting Rights held in each class of securities				No. of Shares Underlying Outstanding convertible securities (including Warrants)	Shareholding , as a % assuming full conversion of convertible securities (as a percentage of diluted share capital) as a % of A+B+C2	Number of Locked in shares		Number of Shares pledged or otherwise encumbered		Number of equity shares held in dematerialized form
									No of Voting Rights			Total as a % of Total Voting rights			No. (a)	As a % of total Shares held (b)	No. (a)	As a % of total shares held (b)	
									Class X	Class Y	Total								
	(I)	(II)	(III)	(IV)	(V)	(VI)	(VII)=(I+V)+(V)	(VIII)	(IX)				(X)	(XI)=(VII)+(X)	(XII)		(XIII)		(XIV)
1	Indian																		
	(a) Individual/Hindu Undivided Family																		
	Kiran Mittal	ADGPM3129B	1	22843	0	0	22843	9.21	22843	0	22843	9.21	0	9.21	0	0.00	0	0.00	0
	(b) Central Government/State Government(s)		0	0	0	0	0	0	0	0	0	0	0	0.00	0	0.00	0	0.00	0
	(c) Financial Institutions/Banks		0	0	0	0	0	0	0	0	0	0	0	0.00	0	0.00	0	0.00	0
	(d) Any Other (Specity)		0	0	0	0	0	0	0	0	0	0	0	0.00	0	0.00	0	0.00	0
	Sub Total (A)(1)		1	22843	0	0	22843	9.21	22843	0	22843	9.21	0	9.21	0	0	0	0	0
2	Foreign																		
	(a) Individual/Non Resident Individual/Foreign Individual		0	0	0	0	0	0	0	0	0	0	0	0.00	0	0.00	0	0.00	0
	(b) Government		0	0	0	0	0	0	0	0	0	0	0	0.00	0	0.00	0	0.00	0
	(c) Institutions		0	0	0	0	0	0	0	0	0	0	0	0.00	0	0.00	0	0.00	0
	(d) Foreign Portfolio Investor		0	0	0	0	0	0	0	0	0	0	0	0.00	0	0.00	0	0.00	0




(e)	Any Other (Specity)		0	0	0	0	0	0	0	0	0	0	0	0.00	0	0.00	0	0.00	0
	Sub Total (A)(2)		0	0	0	0	0	0	0	0	0	0	0	0.00	0	0.00	0	0.00	0
	Total Shareholding of Promoter and Promoter Group		1	22843	0	0	22843	9.21	22843	0	22843	9.21	0	9.21	0	0	0	0	0




Table III - Statement showing shareholding pattern of the Public shareholder


	Category	Name of the Shareholders	PAN	Nos. of share holder	No. of fully paid up equity shares held	Partly paid-up equity shares held	Nos. of shares underlying Depository Receipts	Total nos. shares held	Shareholding % calculate d as per SCRR, 1957 As a % of (A+B+C2)	Number of Voting Rights held in each class of securities				No. of Shares Underlying Outstanding convertible securities (including Warrants)	Total sharehold ing, as a % assuming full conversion of convertibl e securities (as a percentag e of diluted share capital)	Number of Locked in shares		Number of Shares pledged or otherwise encumbered		Number of equity shares held in dematerialized form
										No of Voting Rights			Total as a % of Total Voting rights			No. (a)	As a % of total Shar es held (b)	No. (Not applic able) (a)	As a % of total shares held (Not applic able) (b)	
										Class X	Class Y	Total								
		(I)	(II)	(III)	(IV)	(V)	(VI)	(VII)=(IV)+(V)+(VI)	(VIII)	(IX)				(X)	(XI)= (VII)+(X)	(XII)		(XIII)		(XIV)
1		Institutions																		
	(a)	Mutual Fund		0	0	0	0	0	0.00%	0	0	0	0	0	0.00%	0	0	0	0	0
	(b)	Venture Capital Funds		0	0	0	0	0	0.00%	0	0	0	0	0	0.00%	0	0	0	0	0
	(c)	Alternate Investment Funds		0	0	0	0	0	0.00%	0	0	0	0	0	0.00%	0	0	0	0	0
	(d)	Foreign Venture Capital Investor		0	0	0	0	0	0.00%	0	0	0	0	0	0.00%	0	0	0	0	0
	(e)	Foreign Portfolio Investors		0	0	0	0	0	0.00%	0	0	0	0	0	0.00%	0	0	0	0	0
	(f)	Financial Institutions/Banks		0	0	0	0	0	0.00%	0	0	0	0	0	0.00%	0	0	0	0	0
	(g)	Insurance Companies		0	0	0	0	0	0.00%	0	0	0	0	0	0.00%	0	0	0	0	0
	(h)	Providend Fund/Pensions Funds		0	0	0	0	0	0.00%	0	0	0	0	0	0.00%	0	0	0	0	0
	(i)	Any Other Specify		0	0	0	0	0	0.00%	0	0	0	0	0	0.00%	0	0	0	0	0
		Sub Total (B)(1)		0	0	0	0	0	0.00%	0	0	0	0	0	0.00%	0	0	0	0	0



2		Central Government/State Government/President of India		0	0	0	0	0	0.00%	0	0	0	0	0	0.00%	0	0	0	0	0
		Sub Total (B)(2)		0	0	0	0	0	0.00%	0	0	0	0	0	0.00%	0	0	0	0	0
3		Non-Institutions																		
	(a)	1. Individual Shareholders holding Nominal Share Capital Up to 2 Lacs		469	160356	0	0	160356	64.66	160356	0	160356	64.66	0	64.66	0	0	0	0	0
		RAMAN GOYAL	AFMPG7504C		10000	0	0	10000	4.03%	10000	0	10000	4.03%	0	4.03%	0	0	0	0	0
		RAJESH KUMAR JAIN	ACIPJ1923D		6000	0	0	6000	2.42%	6000	0	6000	2.42%	0	2.42%	0	0	0	0	0
		GIRDHARI LAL MANGAL	AARPM1090M		6000	0	0	6000	2.42%	6000	0	6000	2.42%	0	2.42%	0	0	0	0	0
		SHALINI MANGAL	ABUPN3558P		5000	0	0	5000	2.02%	5000	0	5000	2.02%	0	2.02%	0	0	0	0	0
		VINOD BANSAL	AEPPB6946R		5000	0	0	5000	2.02%	5000	0	5000	2.02%	0	2.02%	0	0	0	0	0
		VISHNU KUMAR BANSAL	AGSPB8856D		5000	0	0	5000	2.02%	5000	0	5000	2.02%	0	2.02%	0	0	0	0	0
		RENU BANSAL	BEYPB2265P		5000	0	0	5000	2.02%	5000	0	5000	2.02%	0	2.02%	0	0	0	0	0
		SATISH GARG	AEFPG7336G		5000	0	0	5000	2.02%	5000	0	5000	2.02%	0	2.02%	0	0	0	0	0
		SANJANA GARG	AHDPG6306M		5000	0	0	5000	2.02%	5000	0	5000	2.02%	0	2.02%	0	0	0	0	0
		ANKIT JAIN	AGAPJ1826B		5000	0	0	5000	2.02%	5000	0	5000	2.02%	0	2.02%	0	0	0	0	0
		RAKESH KUMAR GOYAL	AERPG5023J		4600	0	0	4600	1.85%	4600	0	4600	1.85%	0	1.85%	0	0	0	0	0
		ANSHUL AGGARWAL	AFUPA3575P		4450	0	0	4450	1.79%	4450	0	4450	1.79%	0	1.79%	0	0	0	0	0
		MITALI GOYAL	APHPG0284L		4400	0	0	4400	1.77%	4400	0	4400	1.77%	0	1.77%	0	0	0	0	0
		LALITA MITTAL	AALPM1639A		4000	0	0	4000	1.61%	4000	0	4000	1.61%	0	1.61%	0	0	0	0	0



		PRADEEP KUMAR GOEL	AAJPG7729F		4000	0	0	4000	1.61%	4000	0	4000	1.61%	0	1.61%	0	0	0	0	0
		KANCHAN AGGARWAL	AOTPA0297C		4000	0	0	4000	1.61%	4000	0	4000	1.61%	0	1.61%	0	0	0	0	0
		ASHISH GOYAL	APHPG0283P		4000	0	0	4000	1.61%	4000	0	4000	1.61%	0	1.61%	0	0	0	0	0
		GHANSHYAM DAS AGGARWAL	ACQPA7078L		3850	0	0	3850	1.55%	3850	0	3850	1.55%	0	1.55%	0	0	0	0	0
		KAPIL GARG	ABAPG5754E		3550	0	0	3550	1.43%	3550	0	3550	1.43%	0	1.43%	0	0	0	0	0
		VANDITA GARG	ABAPG5757H		3500	0	0	3500	1.41%	3500	0	3500	1.41%	0	1.41%	0	0	0	0	0
		SUKESH KUMAR AGARWAL	ADSPA9560G		3200	0	0	3200	1.29%	3200	0	3200	1.29%	0	1.29%	0	0	0	0	0
		VINITA GUPTA	ACOPG6325L		3000	0	0	3000	1.21%	3000	0	3000	1.21%	0	1.21%	0	0	0	0	0
		SHIVANI AGGARWAL	AEVPA3113P		3000	0	0	3000	1.21%	3000	0	3000	1.21%	0	1.21%	0	0	0	0	0
		JAGDISH PRASAD AGARWAL	ADQPA4463L		3000	0	0	3000	1.21%	3000	0	3000	1.21%	0	1.21%	0	0	0	0	0
		VIKESH KUMAR AGARWAL	ADEPA5074B		3000	0	0	3000	1.21%	3000	0	3000	1.21%	0	1.21%	0	0	0	0	0
		POOJA AGARWAL	AGKPA8648J		3000	0	0	3000	1.21%	3000	0	3000	1.21%	0	1.21%	0	0	0	0	0
		RANJEETA AGARWAL	AMDPA0605N		3000	0	0	3000	1.21%	3000	0	3000	1.21%	0	1.21%	0	0	0	0	0
		<b>2. Individual Shareholders holding Nominal Share Capital Above 2 Lacs</b>		0	0	0	0	0	0	0	0	0	0.00	0	0	0	0	0	0	0
	(b)	<b>NBFCs Registered with RBI</b>		0	0	0	0	0	0	0	0	0	0.00	0	0	0	0	0	0	0
	(c)	<b>Employee Trusts</b>		0	0	0	0	0	0	0	0	0	0.00	0	0	0	0	0	0	0
	(d)	<b>Overseas Depositories (Holding DRs) (Balancing Figure)</b>		0	0	0	0	0	0	0	0	0	0.00	0	0	0	0	0	0	0
	(e)	<b>Any other (Specity)</b>											0							



(e1)	Bodies Corporate		1	34700	0	0	34700	13.99%	34700	0	34700	13.99%	0	13.99%	0	0	0	0	34700
	Profound Finance Private Limited	AACCC2700J	1	34700	0	0	34700	13.99%	34700	0	34700	13.99%	0	13.99%	0	0	0	0	34700
(e2)	Non Resident Indians		0	0	0	0	0	0.00%	0	0	0	0.00%	0	0.00%	0	0	0	0	0
(e3)	Resident Indian Huf		0	0	0	0	0	0.00%	0	0	0	0	0	0.00%	0	0	0	0	0
(e4)	Trusts		0	0	0	0	0	0.00%	0	0	0	0.00%	0	0.00%	0	0	0	0	0
(e5)	Clearing Members/House		0	0	0	0	0	0.00%	0	0	0	0.00%	0	0.00%	0	0	0	0	0
(e6)	Others		34	30101	0	0	30101	12.14%	30101	0	30101	12.14%	0	12.14%	0	0	0	0	0
	GIRDHARI LAL MANGAL HUF	AAFHG1589M		6500	0	0	6500	2.62%	6500	0	6500	0.02621	0	2.62%	0	0	0	0	0
	VINOD BANSAL-HUF	AAHHV3475K		5000	0	0	5000	2.02%	5000	0	5000	0.02016	0	2.02%	0	0	0	0	0
	SATISH GARG-HUF	AAIHS6806E		4500	0	0	4500	1.81%	4500	0	4500	0.01815	0	1.81%	0	0	0	0	0
	RAJEEV KUMAR AGARWAL HUF	AAQHR9538G		4400	0	0	4400	1.77%	4400	0	4400	0.01774	0	1.77%	0	0	0	0	0
	D.N. GOEL (HUF)	AACHD1109F		3250	0	0	3250	1.31%	3250	0	3250	0.0131	0	1.31%	0	0	0	0	0
	S.K. GOEL(HUF)	AAQHS8524P		3000	0	0	3000	1.21%	3000	0	3000	0.0121	0	1.21%	0	0	0	0	0
	Sub Total (B){3}		504	225157	0	0	225157	90.79%	225157		225157	90.79%	0	90.79%	0	0	0	0	34700
	Total Public Shareholding (B)= (B){1}+(B){2} + B {3}		504	225157	0	0	225157	90.79%	225157		225157	90.79%	0	90.79%	0	0	0	0	34700






Table IV - Statement showing shareholding pattern of the Non Promoter- Non Public shareholder

Table IV - Statement showing shareholding pattern of the Non Promoter Non Public Shareholder																		
Category & Name of the Shareholders	PAN	No. of share holder	No. of fully paid up equity shares held	Partly paid-up equity shares held	Nos. of shares underlying Depository Receipts	Total no. shares held	Shareholding % calculated as per SCRR, 1957 As a % of (A+B+C2)	Number of Voting Rights held in each class of securities				No. of Shares Underlying Outstanding convertible securities (including Warrants)	Total shareholding , as a % assuming full conversion of convertible securities (as a percentage of diluted share capital)	Number of Locked in shares		Number of Shares pledged or otherwise encumbered		Number of equity shares held in dematerialized form (Not Applicable)
								No of Voting Rights			Total as a % of Total Voting rights			No.	As a % of total Shares held	No. (Not applicable)	As a % of total shares held (Not applicable)	
								Class X	Class Y	Total								
(I)	(II)	(III)	(IV)	(V)	(VI)	(VII)=(I)+(V)+(VI)	(VIII)	(IX)				(X)	(XI)= (VII)+(X)	(XII)		(XIII)		(XIV)
1 Custodian/DR																		
(a) Name of DR Holder (if Available)		0	0	0		0	0					0	0	0	0.00	N.A		0
2 Employees Benefit Trust (Under SEBI (Share Based Employee Benefit Regulation 2014)																		
(a) Name of DR Holder (if Available)		0	0	0		0	0					0	0	0	0.00	N.A		0
Total Non Promoter Non Public Shareholding (C)= (C)(1)+(C)(2)		0	0	0		0	0					0	0	0	0.00	N.A		0

