

Holding of Specified Securities

1. Name of Listed Entity:
2. Scrip Code/Class of Security
3. Share Holding Pattern Filed under: Reg. 31(1)(a)/Reg. 31(1)(b)/Reg.31(1)(c)

Crazypricing Online Services Limited
CRAZYPR/EQUITY

- a. If under 31(1)(b) then indicate the report for Quarter ending
- b. If under 31(1)(c) then indicate date of allotment/extinguishment

31-Mar-18

4. **Declaration:** The Listed entity is required to submit the following declaration to the extent of submission of information:-

	Particulars	Yes*	No*
1.	Whether the Listed Entity has issued any partly paid up shares?		No
2.	Whether the Listed Entity has issued any Convertible Securities or Warrants?		No
3.	Whether the Listed Entity has any shares against which depository receipts are issued?		No
4.	Whether the Listed Entity has any shares in locked-in?		No
5.	Whether any shares held by promoters are pledge or otherwise encumbered?		No

* If the Listed Entity selects the option 'No' for the questions above, the columns for the partly paid up shares, Outstanding Convertible Securities/Warrants, depository receipts, locked-in shares, No of shares pledged or otherwise encumbered by promoters, as applicable, shall not be displayed at the time of dissemination on the Stock Exchange website. Also wherever there is 'No' declared by Listed Entity in above table the values will be considered as 'Zero' by default on submission of the format of holding of specified securities.



Table I - Summary Statement holding of specified securities

Category	Category of shareholder	Nos. of shareholders	No. of fully paid up equity shares held	No. of Partly paid-up equity shares held	No. of shares underlying Depository Receipts	Total nos. shares held	Shareholding as a % of total no. of shares (calculated as per SCRR, 1957) As a % of (A+B+C2)	Number of Voting Rights held in each class of securities				No. of Shares Underlying Outstanding convertible securities (including Warrants)	Shareholding, as a % assuming full conversion of convertible securities (as a percentage of diluted share capital) As a % of (A+B+C2)	Number of Locked in shares		Number of Shares pledged or otherwise encumbered		Number of equity shares held in dematerialized form
								No of Voting Rights			Total as a % of (A+B+C)			No. (a)	As a % of total Shares held (b)	No. (a)	As a % of total Shares held (b)	
								Class: Equity	Class: Others	Total								
(I)	(II)	(III)	(IV)	(V)	(VI)	(VII)= (IV)+(V) + (VI)	(VIII)	(IX)				(X)	(XI)= (VII)+(X)	(XII)		(XIII)		(XIV)
(A)	Promoter & Promoter Group	1	22843	0	0	22843	9.21	22843	0	22843	9.21	0	9.21	0	0	0	0	0
(B)	Public	504	225157	0	0	225157	90.79	225157	0	225157	90.79	0	90.79	0	0	0	0	34700
(C)	Non Promoter-Non Public																	
(C1)	Shares underlying DRs	0	0	0	0	0	0	0	0	0	0	0	0	0	0	0	0	0
(C2)	Shares held by Employee Trusts	0	0	0	0	0	0	0	0	0	0	0	0	0	0	0	0	0
	Total	505	248000	0	0	248000	100	248000	0	248000	100	0	100	0	0	0	0	34700




Table II - Statement showing shareholding pattern of the Promoter and Promoter Group


Category & Name of the Shareholders		PAN	No. of shareholder	No. of fully paid up equity shares held	Partly paid-up equity shares held	Nos. of shares underlying Depository Receipts	Total nos. shares held	Shareholding % calculated as per SCRR, 1957 As a % of (A+B+C2)	Number of Voting Rights held in each class of securities				No. of Shares Underlying Outstanding convertible securities (including Warrants)	Shareholding, as a % assuming full conversion of convertible securities (as a percentage of diluted share capital) as a % of A+B+C2	Number of Locked in shares		Number of Shares pledged or otherwise encumbered		Number of equity shares held in dematerialized form	
									No of Voting Rights			Total as a % of Total Voting rights			No. (a)	As a % of total Shares held (b)	No. (a)	As a % of total shares held (b)		
									Class: Equity	Class: Others	Total									
(I)		(II)	(III)	(IV)	(V)	(VI)	(VII)=(IV)+(V)+(VI)	(VIII)	(IX)				(X)	(XI)= (VII)+(X)	(XII)		(XIII)		(XIV)	
1		Indian																		
	(a)	Individual/Hindu Undivided Family																		
		Kiran Mittal		1	22843	0	0	22843	9.21	22843	0	22843	9.21	0	9.21	0	0.00	0	0.00	0
	(b)	Central Government/State Government(s)		0	0	0	0	0	0	0	0	0	0	0	0.00	0	0.00	0	0.00	0
	(c)	Financial Institutions/Banks		0	0	0	0	0	0	0	0	0	0	0	0.00	0	0.00	0	0.00	0
	(d)	Any Other (Specity)		0	0	0	0	0	0	0	0	0	0	0	0.00	0	0.00	0	0.00	0
		Sub Total (A)(1)		1	22843	0	0	22843	9.21	22843	0	22843	9.21	0	9.21	0	0	0	0	0
2		Foreign																		
	(a)	Individual/Non Resident Individual/Foreign Individual		0	0	0	0	0	0	0	0	0	0	0	0.00	0	0.00	0	0.00	0
	(b)	Government		0	0	0	0	0	0	0	0	0	0	0	0.00	0	0.00	0	0.00	0
	(c)	Institutions		0	0	0	0	0	0	0	0	0	0	0	0.00	0	0.00	0	0.00	0
	(d)	Foreign Portfolio Investor		0	0	0	0	0	0	0	0	0	0	0	0.00	0	0.00	0	0.00	0
	(e)	Any Other (Specity)		0	0	0	0	0	0	0	0	0	0	0	0.00	0	0.00	0	0.00	0
		Sub Total (A)(2)		0	0	0	0	0	0	0	0	0	0	0	0.00	0	0.00	0	0.00	0
		Total Shareholding of Promoter and Promoter Group (A)= (A)(1)+(A)(2)		1	22843	0	0	22843	9.21	22843	0	22843	9.21	0	9.21	0	0	0	0	0




Table III - Statement showing shareholding pattern of the Public shareholder

Category	Name of the Shareholders	PAN	Nos. of shareholder	No. of fully paid up equity shares held	Partly paid-up equity shares held	Nos. of shares underlying Depository Receipts	Total nos. shares held	Shareholding % calculated as per SCRR, 1957 As a % of (A+B+C2)	Number of Voting Rights held in each class of securities				No. of Shares Underlying Outstanding convertible securities (including Warrants)	Total shareholding, as a % assuming full conversion of convertible securities (as a percentage of diluted share capital)	Number of Locked in shares		Number of Shares pledged or otherwise encumbered		Number of equity shares held in dematerialized form
									No of Voting Rights			Total as a % of Total Voting rights			No. (a)	As a % of total Shares held (b)	No. NA (a)	As a % of total shares held (NA) (b)	
									Class: Equity	Class: Others	Total								
	(I)	(II)	(III)	(IV)	(V)	(VI)	(VII)= (IV)+(V)+(VI)	(VIII)	(IX)				(X)	(XI)= (VII)+(X)	(XII)		(XIII)		(XIV)
1	Institutions																		
(a)	Mutual Fund		0	0	0	0	0	0.00%	0	0	0	0	0	0.00%	0	0	0	0	0
(b)	Venture Capital Funds		0	0	0	0	0	0.00%	0	0	0	0	0	0.00%	0	0	0	0	0
(c)	Alternate Investment Funds		0	0	0	0	0	0.00%	0	0	0	0	0	0.00%	0	0	0	0	0
(d)	Foreign Venture Capital Investor		0	0	0	0	0	0.00%	0	0	0	0	0	0.00%	0	0	0	0	0
(e)	Foreign Portfolio Investors		0	0	0	0	0	0.00%	0	0	0	0	0	0.00%	0	0	0	0	0
(f)	Financial Institutions/Banks		0	0	0	0	0	0.00%	0	0	0	0	0	0.00%	0	0	0	0	0
(g)	Insurance Companies		0	0	0	0	0	0.00%	0	0	0	0	0	0.00%	0	0	0	0	0
(h)	Provident Fund/Pensions Funds		0	0	0	0	0	0.00%	0	0	0	0	0	0.00%	0	0	0	0	0
(i)	Any Other Specify		0	0	0	0	0	0.00%	0	0	0	0	0	0.00%	0	0	0	0	0
	Sub Total (B)(1)		0	0	0	0	0	0.00%	0	0	0	0	0	0.00%	0	0	0	0	0

2		Central Government/State Government/President of India		0	0	0	0	0	0.00%	0	0	0	0	0	0.00%	0	0	0	0	0
		Sub Total (B)(2)		0	0	0	0	0	0.00%	0	0	0	0	0	0.00%	0	0	0	0	0
3		Non-Institutions																		
	(a)	1. Individual Shareholders holding Nominal Share Capital Up to 2 Lacs		469	160356	0	0	160356	64.66	160356	0	160356	64.66	0	64.66	0	0	0	0	0
		RAMAN GOYAL			10000	0	0	10000	4.03%	10000	0	10000	4.03%	0	4.03%	0	0	0	0	0
		RAJESH KUMAR JAIN			6000	0	0	6000	2.42%	6000	0	6000	2.42%	0	2.42%	0	0	0	0	0
		GIRDHARI LAL MANGAL			6000	0	0	6000	2.42%	6000	0	6000	2.42%	0	2.42%	0	0	0	0	0
		SHALINI MANGAL			5000	0	0	5000	2.02%	5000	0	5000	2.02%	0	2.02%	0	0	0	0	0
		VINOD BANSAL			5000	0	0	5000	2.02%	5000	0	5000	2.02%	0	2.02%	0	0	0	0	0
		VISHNU KUMAR BANSAL			5000	0	0	5000	2.02%	5000	0	5000	2.02%	0	2.02%	0	0	0	0	0
		RENU BANSAL			5000	0	0	5000	2.02%	5000	0	5000	2.02%	0	2.02%	0	0	0	0	0
		SATISH GARG			5000	0	0	5000	2.02%	5000	0	5000	2.02%	0	2.02%	0	0	0	0	0
		SANJANA GARG			5000	0	0	5000	2.02%	5000	0	5000	2.02%	0	2.02%	0	0	0	0	0
		ANKIT JAIN			5000	0	0	5000	2.02%	5000	0	5000	2.02%	0	2.02%	0	0	0	0	0
		RAKESH KUMAR GOYAL			4600	0	0	4600	1.85%	4600	0	4600	1.85%	0	1.85%	0	0	0	0	0
		ANSHUL AGGARWAL			4450	0	0	4450	1.79%	4450	0	4450	1.79%	0	1.79%	0	0	0	0	0
		MITALI GOYAL			4400	0	0	4400	1.77%	4400	0	4400	1.77%	0	1.77%	0	0	0	0	0



	LALITA MITTAL			4000	0	0	4000	1.61%	4000	0	4000	1.61%	0	1.61%	0	0	0	0	0
	PRADEEP KUMAR GOEL			4000	0	0	4000	1.61%	4000	0	4000	1.61%	0	1.61%	0	0	0	0	0
	KANCHAN AGGARWAL			4000	0	0	4000	1.61%	4000	0	4000	1.61%	0	1.61%	0	0	0	0	0
	ASHISH GOYAL			4000	0	0	4000	1.61%	4000	0	4000	1.61%	0	1.61%	0	0	0	0	0
	GHANSHYAM DAS AGGARWAL			3850	0	0	3850	1.55%	3850	0	3850	1.55%	0	1.55%	0	0	0	0	0
	KAPIL GARG			3550	0	0	3550	1.43%	3550	0	3550	1.43%	0	1.43%	0	0	0	0	0
	VANDITA GARG			3500	0	0	3500	1.41%	3500	0	3500	1.41%	0	1.41%	0	0	0	0	0
	SUKESH KUMAR AGARWAL			3200	0	0	3200	1.29%	3200	0	3200	1.29%	0	1.29%	0	0	0	0	0
	VINITA GUPTA			3000	0	0	3000	1.21%	3000	0	3000	1.21%	0	1.21%	0	0	0	0	0
	SHIVANI AGGARWAL			3000	0	0	3000	1.21%	3000	0	3000	1.21%	0	1.21%	0	0	0	0	0
	JAGDISH PRASAD AGARWAL			3000	0	0	3000	1.21%	3000	0	3000	1.21%	0	1.21%	0	0	0	0	0
	VIKESH KUMAR AGARWAL			3000	0	0	3000	1.21%	3000	0	3000	1.21%	0	1.21%	0	0	0	0	0
	POOJA AGARWAL			3000	0	0	3000	1.21%	3000	0	3000	1.21%	0	1.21%	0	0	0	0	0
	RANJEETA AGARWAL			3000	0	0	3000	1.21%	3000	0	3000	1.21%	0	1.21%	0	0	0	0	0
	2. Individual Shareholders holding Nominal Share Capital Above 2 Lacs		0	0	0	0	0	0	0	0	0	0.00	0	0	0	0	0	0	0
(b)	NBFCs Registered with RBI		0	0	0	0	0	0	0	0	0	0.00	0	0	0	0	0	0	0
(c)	Employee Trusts		0	0	0	0	0	0	0	0	0	0.00	0	0	0	0	0	0	0



(d)	Overseas Depositories (Holding DRs) (Balancing Figure)		0	0	0	0	0	0	0	0	0	0.00	0	0	0	0	0	0	
(e)	Any other (Specity)												0						
(e1)	Bodies Corporate		1	34700	0	0	34700	13.99%	34700	0	34700	13.99%	0	13.99%	0	0	0	0	34700
	Profound Finance Private Limited		1	34700	0	0	34700	13.99%	34700	0	34700	13.99%	0	13.99%	0	0	0	0	34700
(e2)	Non Resident Indians		0	0	0	0	0	0.00%	0	0	0	0.00	0	0.00%	0	0	0	0	0
(e3)	Resident Indian Huf		0	0	0	0	0	0.00%	0	0	0	0	0	0.00%	0	0	0	0	0
(e4)	Trusts		0	0	0	0	0	0.00%	0	0	0	0.00	0	0.00%	0	0	0	0	0
(e5)	Clearing Members/House		0	0	0	0	0	0.00%	0	0	0	0.00	0	0.00%	0	0	0	0	0
(e6)	Others		34	30101	0	0	30101	12.14%	30101	0	30101	12.14%	0	12.14%	0	0	0	0	0
	GIRDHARI LAL MANGAL HUF			6500	0	0	6500	2.62%	6500	0	6500	0.0262	0	2.62%	0	0	0	0	0
	VINOD BANSAL-HUF			5000	0	0	5000	2.02%	5000	0	5000	0.0202	0	2.02%	0	0	0	0	0
	SATISH GARG-HUF			4500	0	0	4500	1.81%	4500	0	4500	0.0181	0	1.81%	0	0	0	0	0
	RAJEEV KUMAR AGARWAL HUF			4400	0	0	4400	1.77%	4400	0	4400	0.0177	0	1.77%	0	0	0	0	0
	D.N. GOEL (HUF)			3250	0	0	3250	1.31%	3250	0	3250	0.0131	0	1.31%	0	0	0	0	0
	S.K. GOEL(HUF)			3000	0	0	3000	1.21%	3000	0	3000	0.0121	0	1.21%	0	0	0	0	0
	Sub Total (B)(3)		504	225157	0	0	225157	90.79%	225157		225157	90.79%	0	90.79%	0	0	0	0	34700
	Total Public Shareholding (B)= (B)(1)+(B)(2) + B (3)		504	225157	0	0	225157	90.79%	225157		225157	90.79%	0	90.79%	0	0	0	0	34700




Table IV - Statement showing shareholding pattern of the Non Promoter- Non Public shareholder

	Category & Name of the Shareholders	PAN	No. of shareholder	No. of fully paid up equity shares held	Partly paid-up equity shares held	Nos. of shares underlying Depository Receipts	Total no. shares held	Shareholding % calculated as per SCRR, 1957 As a % of (A+B+C2)	Number of Voting Rights held in each class of securities				No. of Shares Underlying Outstanding convertible securities (including Warrants)	Total shareholding, as a % assuming full conversion of convertible securities (as a percentage of diluted share capital)	Number of Locked in shares		Number of Shares pledged or otherwise encumbered		Number of equity shares held in dematerialized form (NA)
									No of Voting Rights			Total as a % of Total Voting rights			No.	As a % of total Shares held	No. (NA)	As a % of total shares held (NA)	
									Class: Equity	Class: Others	Total								
	(I)	(II)	(III)	(IV)	(V)	(VI)	(VII)=(IV)+(V)+(VI)	(VIII)	(IX)				(X)	(XI)= (VII)+(X)	(XII)		(XIII)		(XIV)
1	Custodian/DR																		
(a)	Name of DR Holder (if Available)		0	0	0	0	0	0	0	0	0	0.00	0	0	0	0.00	0	0.00	0
2	Employees Benefit Trust (Under SEBI (Share Based Employee Benefit Regulation 2014))																		
(a)	Name of DR Holder (if Available)		0	0	0	0	0	0	0	0	0	0.00	0	0	0	0.00	0	0.00	0
	Total Non Promoter Non Public Shareholding (C)= (C)(1)+(C)(2)		0	0	0	0	0	0	0	0	0	0.00	0	0	0	0.00	0	0.00	0

